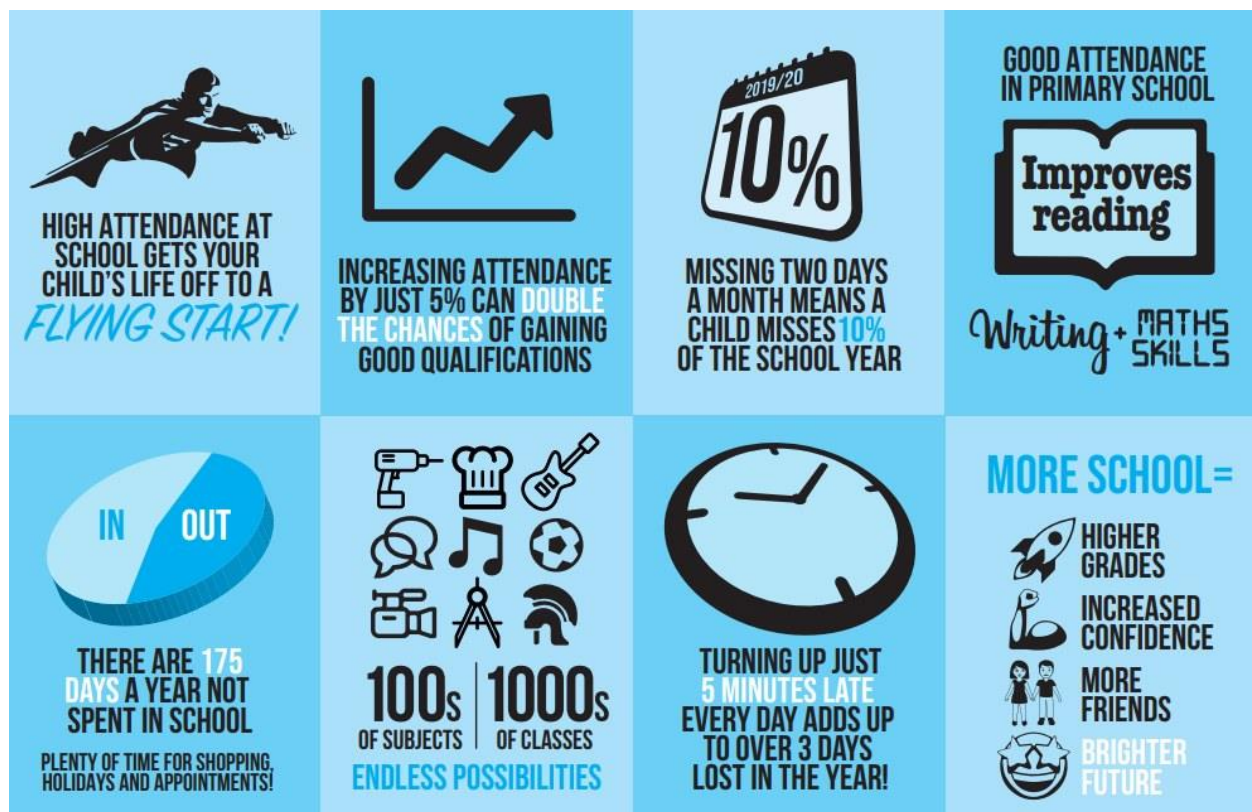




Newsletter for 2nd May 2025

Every lesson counts - your child must attend school every single day for the best chance of success!





**"THIS MORNING, HE
WAS WORRIED ABOUT
SCHOOL... BUT LOOK
AT HIM NOW!"**

**MOMENTS
MATTER,
ATTENDANCE
COUNTS.**



HM Government

Head to the Education Hub to find out more.



1st Place - Bronze 100%

2nd Place – Teal 98.5%

3rd Place – Indigo 97.3%

Headteacher's Message



Dear Families,

We were delighted this week to welcome the pupils back into school after the Easter holiday.

On Thursday, around 25 volunteers from the Civil Service joined us in school for an Inspiring Futures 'What's My Line?' careers event. We had a special assembly for Years 4, 5 and 6, followed by classroom visits during which the children could ask volunteers about their jobs. The visitors and teaching team were really proud of the children's engagement with the project and the interesting questions which they asked. I hope that many of our children have been inspired by the range of career options for their future!

Next week, the Severn Trent Water Bus will be on site for Year workshops and, on Wednesday, a promotional video is being filmed in school. Many thanks to those parents who have volunteered to be filmed and to share their experiences of Manor Park. Please do get in touch if you would be interested in taking part; you can contact us on enquiry@manorparkacademy.org. Please can all parents and carers complete the Form giving photo and film permission so that as many children as possible can take part in the event <https://forms.office.com/e/OiCaSznetL>.

On 15th May, our Stay and Play sessions for Under 5s will be starting. If you know any parents who would be interested in attending with their child, please let them know; the sessions run during term time, every Thursday 9:00-10:30 am.

A reminder that school is closed on Monday 5th May due to the Bank Holiday. All pupils return to school on Tuesday 6th May. The final day of term is Friday 23rd May.

Have a lovely weekend

Christine Chapman

Headteacher

If you need someone else to collect your child...



*We know that sometimes you may need someone else to collect your child at the end of the school day. **Please make sure that:***

- The person collecting your child is older than 16 (if they are your child's sibling) and over 18 (if they are not a sibling)*
 - You inform the school before 2.30pm if someone new is collecting your child. Though we know other parents collect children for each other, you must let us know that you have given your permission*
-

Thank you for helping us to keep your child safe,

Becky Lewis

Deputy Headteacher

Star of the Week for our value of 'Kindness'



Nursery Saleha

Indigo Zion

Copper Raqeeem

Gold Ianis

Aqua Emaan

Turquoise Taharqa

Cerise Haider

Crimson Atti

Ochre Hassan

Bronze Yaqub

Topaz Xian

Ruby Jonas

Emerald Amos

Teal Avram

Apply for free school meals - Important!



[Apply for free school meals - GOV.UK \(www.gov.uk\)](https://www.gov.uk)

Dear Parents and Carers,

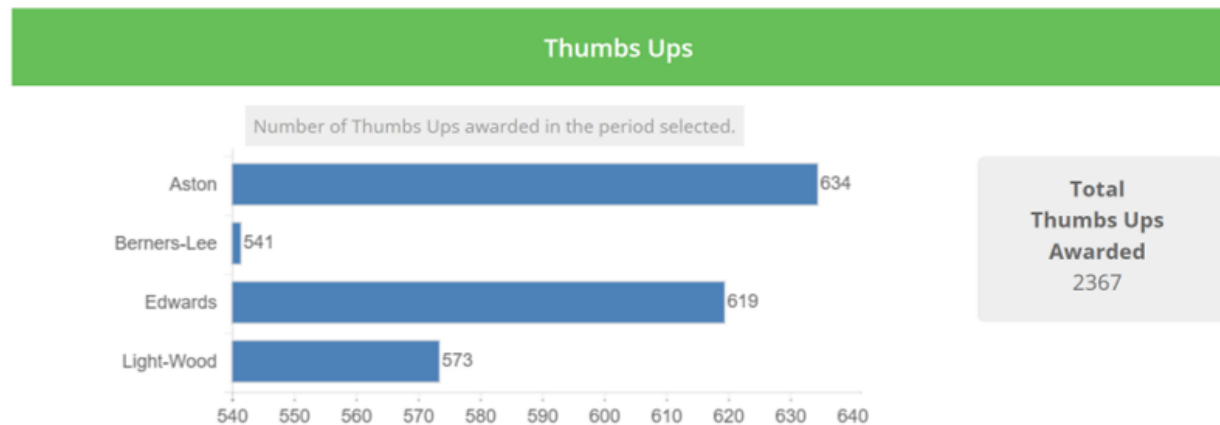
*Did you know that by registering your child for free school meals, you're not only ensuring they get a nutritious, hot meal every day but also supporting our school's funding? Every child who is registered for free school meals **generates extra funding for the school, which we can invest directly back into your child's education and wellbeing.** This funding helps us provide more resources, better learning environments, and additional support for our pupils. While all children in Reception, Year 1, and Year 2 (as well as those under the Mayor's Meals scheme in London) automatically receive free school meals, we only receive extra funding if you officially register your child. Please read the attached letter for information on how to apply.*



— AND —
THE WINNERS
are...

House Points are now collected using Marvellous Me. **You can see you child's individual house points by clicking on the 'thumbs up' button.** However many 'thumbs up' they've had, this is the number of house points they have received in school!

This week's winner overall is Aston!



Safeguarding and Wellbeing Update - Road Safety



10 Top Tips for Parents and Educators SAFETY ON THE ROAD

Traffic-related incidents are a significant risk for young pedestrians and cyclists, so understanding road safety is crucial for children's wellbeing. While all road users share responsibility for keeping one another safe, this guide offers strategies for empowering young people to navigate the roads confidently and responsibly.

1 TAKE PRACTICE JOURNEYS

Making 'practice' journeys with children is a great way to help them stay safe, thereby modelling responsible behaviours and having road safety conversations as they prepare to travel independently. Add hazard perception activities like spotting electric vehicles – which may have a green number plate – and point out how quiet they are. Children learn by watching others; remind them that their peers might not always be the best role models.

2 BE BRIGHT, BE SEEN

Visibility is lower during darker winter days, and drivers need to take extra care to look out for pedestrians. Wearing bright and reflective clothing can help make children more visible to drivers near roads. In poor daylight conditions, encourage children to wear light, bright or fluorescent clothing. When it's dark, wear reflective clothing or materials such as a reflective armband or jacket.

3 EYES UP

Encourage children to look up and keep their eyes on the road. Teach them to constantly watch for traffic and practise double-checking the road before crossing – looking right, left and then right again.

4 LIMIT DISTRACTIONS

Where possible, devices like phones should be kept away from children while out and about near roads. If they're carrying devices, these should be put away until they've reached their destination. Children must also avoid playing with toys or being distracted by friends. If a friend wants to show them something funny on their phone, there'll be time for that once they've safely arrived.

5 SLOW DOWN

Discuss the importance of waiting instead of crossing immediately. It can be tricky to judge the speed of traffic and spot obstacles that could cause a trip or a fall. For safety, children must stop and think before they get to the kerb and should always walk – not run – when crossing the road. They should avoid crossing until they're certain they have plenty of time. Even if traffic seems a long way off, it could still be approaching very quickly.

6 STOP BEFORE THE KERB

Teach children to stop before reaching the kerb – not right at the edge of it. Halting before they get to the kerb allows them to see if anything's coming, whereas getting too close to traffic is dangerous. If there's no pavement, children should stand back from the road's edge but ensure they can still see approaching traffic.

7 CROSS SAFELY

Children should always find a safe spot to cross the road, prioritising zebra crossings or pelican crossings, footbridges and subways. Find a place where they can see traffic coming from both directions. Avoid crossing near junctions, bends in the road, or obstacles that block their view, instead moving to somewhere they can see and be seen. Remind them to use their eyes and ears together when checking the road, as sometimes they can hear traffic before they can see it. Looking and listening while crossing helps them quickly spot traffic, including cyclists and motorcyclists driving between other vehicles.

8 PARKED VEHICLES

Crossing between parked vehicles is very dangerous. Teach children to use extra caution if crossing in this way, and, ideally, avoid it altogether. They should use the outside edge of a vehicle as if it were the kerb, waiting and checking for traffic before moving. They should ensure vehicles aren't about to move, by looking for drivers in the vehicles and listening for engines running – but remember that electric vehicles may move off silently. They should always make sure there is a gap between any parked vehicles on the other side, so they can reach the pavement.

9 REVERSING VEHICLES

Children must never cross behind a reversing vehicle – it's extremely dangerous. Remind them to look for white reversing lights and listen out for warning sounds. Can they hear the engine sound or a radio playing inside the vehicle?

10 WAIT FOR THE BUS TO LEAVE

When getting off a bus, children must wait for it to leave before crossing so they can have a clear view of the road in both directions. This also allows them to see and be seen by other road users. Crossing near large vehicles is particularly dangerous and should be avoided.

Meet Our Expert

THINK! is a year-round national campaign that aims to encourage safe road behaviours – whether we're driving, cycling, horse riding or walking – with the aim of reducing the number of people killed and injured on the UK's roads each year. Find out more at: <https://www.think.gov.uk/education-resources/>



The National College®

Dates for your Diary



Bank Holiday/School Closed - Monday 5th May

Return to school - Tuesday 6th May

SATs Week - Year 6 start 8am Monday - Thursday - Begins 12th May

School Term Dates for This Year - 2024/25

Please see the calendar below showing all of the school term dates, bank holidays and teacher training days for the next academic year.



Manor Park Calendar 2024/25

August 2024						
Wk	Mo	Tu	We	Th	Fr	Sa Su
31				1	2	3 4
32	5	6	7	8	9	10 11
33	12	13	14	15	16	17 18
34	19	20	21	22	23	24 25
35	26	27	28	29	30	31

September 2024						
Wk	Mo	Tu	We	Th	Fr	Sa Su
35						1
36	2	3	4	5	6	7 8
37	9	10	11	12	13	14 15
38	16	17	18	19	20	21 22
39	23	24	25	26	27	28 29
40	30					

October 2024						
Wk	Mo	Tu	We	Th	Fr	Sa Su
40		1	2	3	4	5 6
41	7	8	9	10	11	12 13
42	14	15	16	17	18	19 20
43	21	22	23	24	25	26 27
44	28	29	30	31		

November 2024						
Wk	Mo	Tu	We	Th	Fr	Sa Su
44					1	2 3
45	4	5	6	7	8	9 10
46	11	12	13	14	15	16 17
47	18	19	20	21	22	23 24
48	25	26	27	28	29	30

December 2024						
Wk	Mo	Tu	We	Th	Fr	Sa Su
48						1
49	2	3	4	5	6	7 8
50	9	10	11	12	13	14 15
51	16	17	18	19	20	21 22
52	23	24	25	26	27	28 29
1	30	31				

January 2025						
Wk	Mo	Tu	We	Th	Fr	Sa Su
1			1	2	3	4 5
2	6	7	8	9	10	11 12
3	13	14	15	16	17	18 19
4	20	21	22	23	24	25 26
5	27	28	29	30	31	

February 2025						
Wk	Mo	Tu	We	Th	Fr	Sa Su
5						1 2
6	3	4	5	6	7	8 9
7	10	11	12	13	14	15 16
8	17	18	19	20	21	22 23
9	24	25	26	27	28	

March 2025						
Wk	Mo	Tu	We	Th	Fr	Sa Su
9						1 2
10	3	4	5	6	7	8 9
11	10	11	12	13	14	15 16
12	17	18	19	20	21	22 23
13	24	25	26	27	28	29 30
14	31					

April 2025						
Wk	Mo	Tu	We	Th	Fr	Sa Su
14		1	2	3	4	5 6
15	7	8	9	10	11	12 13
16	14	15	16	17	18	19 20
17	21	22	23	24	25	26 27
18	28	29	30			

May 2025						
Wk	Mo	Tu	We	Th	Fr	Sa Su
18				1	2	3 4
19	5	6	7	8	9	10 11
20	12	13	14	15	16	17 18
21	19	20	21	22	23	24 25
22	26	27	28	29	30	31

June 2025						
Wk	Mo	Tu	We	Th	Fr	Sa Su
22						1
23	2	3	4	5	6	7 8
24	9	10	11	12	13	14 15
25	16	17	18	19	20	21 22
26	23	24	25	26	27	28 29
27	30					

July 2025						
Wk	Mo	Tu	We	Th	Fr	Sa Su
27		1	2	3	4	5 6
28	7	8	9	10	11	12 13
29	14	15	16	17	18	19 20
30	21	22	23	24	25	26 27
31	28	29	30	31		

Bank holidays 2024/25

26 August '24	August Bank Holiday	26 December '24	Boxing Day	18 April '25	Good Friday	5 May '25	Early May Bank Holiday
25 December '24	Christmas Day	1 January '25	New Year's Day	21 April '25	Easter Monday	26 May '25	Spring Bank Holiday

Teacher Training Days

2 September 2024	3 September 2024	29 November 2024	31 March 2025	21 July 2025
------------------	------------------	------------------	---------------	--------------




We are a Nut Free School!



Give us a follow on Instagram!

<https://www.instagram.com/manorparkprimaryacademy/>



If you need to report your child's absence...



Please call 0121 327 1023 to report your child's absence by 9.30am

If you need support with your child's attendance, please contact Jo Green via email at enquiry@manorparkacademy.org or call the school office.



**At Manor Park Primary
Academy everyone
has the right to feel safe.**

**At Manor Park Primary
Academy everyone
has the right to learn.**



**We are your Designated Safeguarding Leads.
We can help you.**



Ms Christine Chapman
Headteacher
DSL



Mrs Saima Mahmood
Teacher
DSL




Miss Becky Lewis
**Deputy
Headteacher**
DSL



Mrs Natalie Brindley
SENDCo
DSL



Miss Jo Green
Lead DSL



Everyone



has

a



right

to



feel safe.



Please



talk to



us.

